


## High Power TVS Module (100KW / 1600A) for Lightning Strike Protection in Composite Frame Aircraft

### Application:

- Lightning strike protection
- 28V system bus protection
- 100% tested to 1600A peak current
- Surface mount or Through Hole option
- High power dissipation and bi-directional capability
- Low cost package
- Through Hole Version – LSP28A-1600-41
- Surface Mount Version – LSP28B-1600-41



### Protection Level:

DO-160 Section 22 Waveform 5 Level 5A waveform Compliant

### Electrical Characteristics:

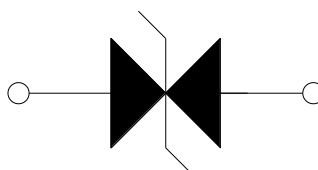
$T_j = 25^{\circ}\text{C}$  unless otherwise specified

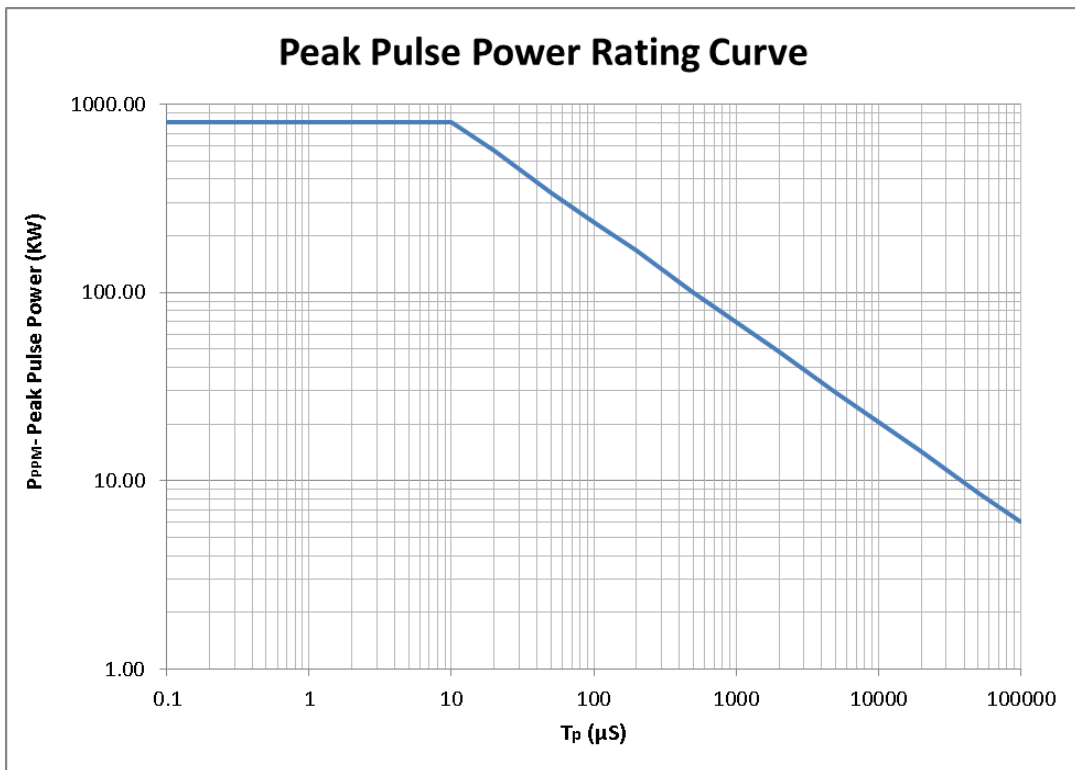
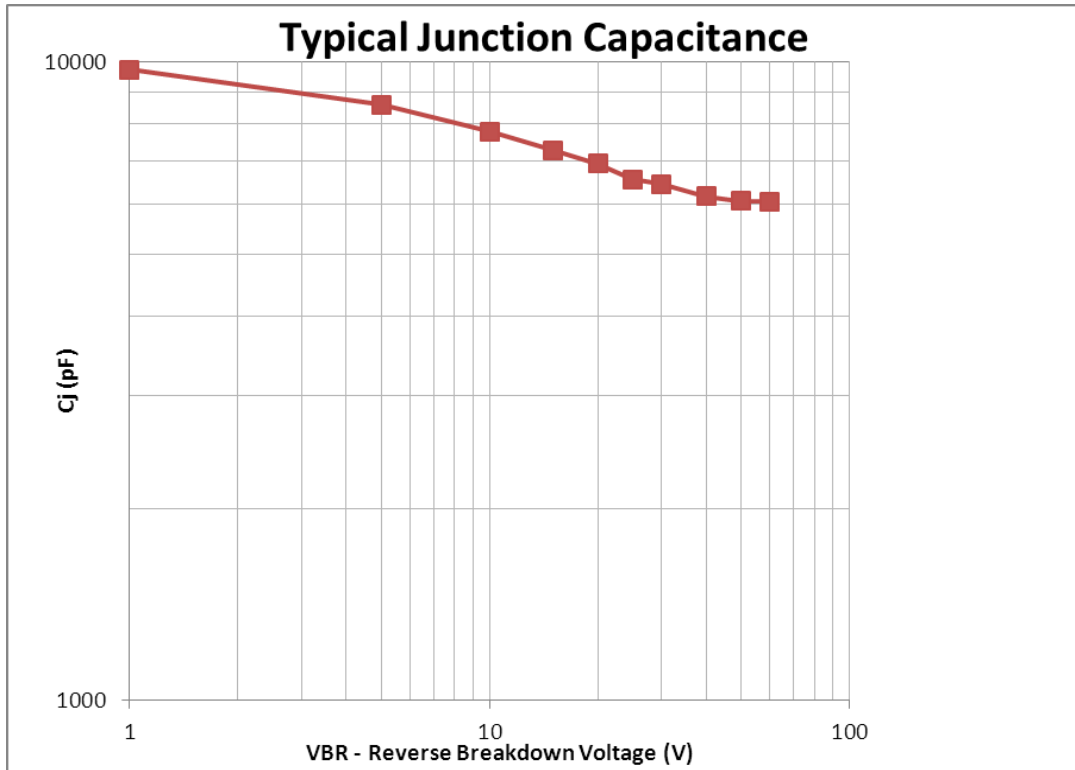
PARAMETER		SYMBOL	MIN	TYP	MAX	UNIT
Peak Pulse Power	50/500 $\mu\text{s}$ waveform	$P_{PPM}$	-	100	-	KW
Peak Pulse Current	50/500 $\mu\text{s}$ waveform	$I_{PPM}$	1600	-	-	A
Clamp Voltage @ $I_{PPM}$	50/500 $\mu\text{s}$ waveform	$V_{CL}$	-	56	60	V
Reverse Standoff Voltage		$V_{RWM}$	36	-	-	V
Reverse Leakage Current @ $V_{RWM}$		$I_R$	-	-	30	$\mu\text{A}$
Breakdown Voltage @ $I_T = 5\text{mA}$		$V_{BR}$	41	-	46	V

### Package Characteristics

Recommended Operating Temperature Range	$T_{OP}$	- 40	-	85	$^{\circ}\text{C}$
Junction Temperature Range	$T_J$	-40	-	150	$^{\circ}\text{C}$
Storage Temperature Range	$T_S$	- 55	-	150	$^{\circ}\text{C}$
Module Weight	M	-	-	8.5	gms

### Electrical Schematic





# **SENSITRON**

---

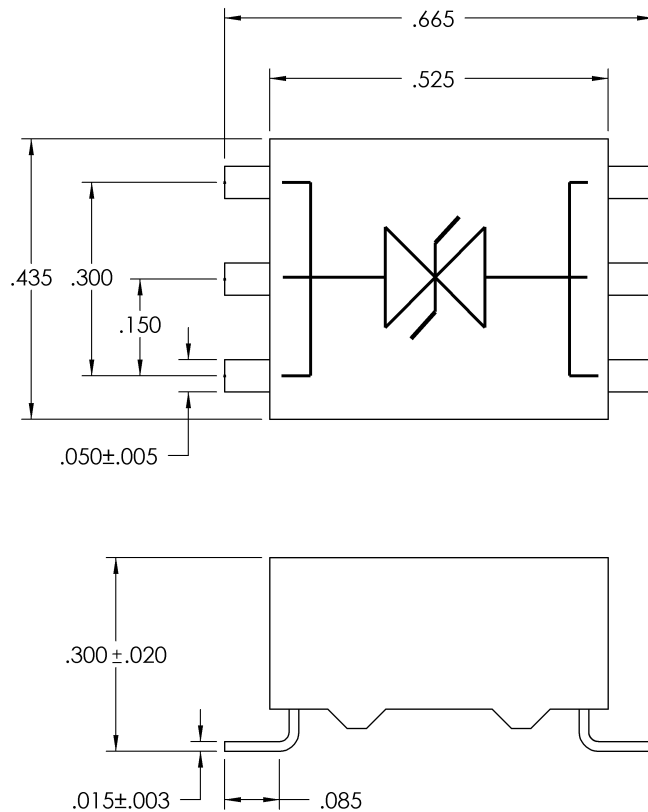
## **SEMICONDUCTOR**

LSP28A-1600-41  
LSP28B-1600-41

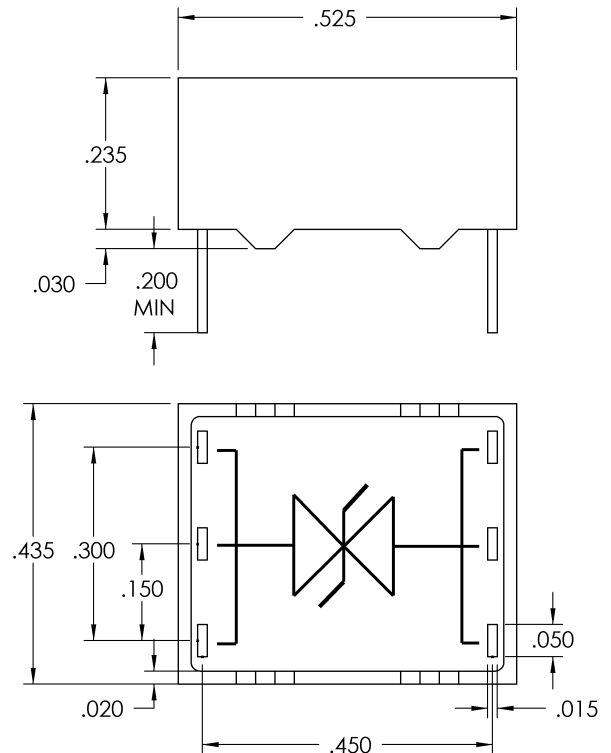
TECHNICAL DATA  
DATASHEET 5337, Rev. E

### Mechanical Drawing

**LSP28B-1600-41**  
Package: LSP-B



**LSP28A-1600-41**  
Package: LSP-A



TOLERANCE UNLESS OTHERWISE NOTED =  $\pm 0.010$

#### **DISCLAIMER:**

- 1- The information given herein, including the specifications and dimensions, is subject to change without prior notice to improve product characteristics. Before ordering, purchasers are advised to contact the Sensitron Semiconductor sales department for the latest version of the datasheet(s).
- 2- In cases where extremely high reliability is required (such as use in nuclear power control, aerospace and aviation, traffic equipment, medical equipment, and safety equipment), safety should be ensured by using semiconductor devices that feature assured safety or by means of users' fail-safe precautions or other arrangement.
- 3- In no event shall Sensitron Semiconductor be liable for any damages that may result from an accident or any other cause during operation of the user's units according to the datasheet(s). Sensitron Semiconductor assumes no responsibility for any intellectual property claims or any other problems that may result from applications of information, products or circuits described in the datasheets.
- 4- In no event shall Sensitron Semiconductor be liable for any failure in a semiconductor device or any secondary damage resulting from use at a value exceeding the absolute maximum rating.
- 5- No license is granted by the datasheet(s) under any patents or other rights of any third party or Sensitron Semiconductor.
- 6- The datasheet(s) may not be reproduced or duplicated, in any form, in whole or part, without the expressed written permission of Sensitron Semiconductor.
- 7- The products (technologies) described in the datasheet(s) are not to be provided to any party whose purpose in their application will hinder maintenance of international peace and safety nor are they to be applied to that purpose by their direct purchasers or any third party. When exporting these products (technologies), the necessary procedures are to be taken in accordance with related laws and regulations.