

TECHNICAL DATA, PROVISIONAL DATA ONLY
DATA SHEET 4289, Rev. B

SILICON CARBIDE SINGLE PHASE FULL WAVE BRIDGE

DESCRIPTION: A 1200-VOLT, 10 AMP POWER SILICON CARBIDE SINGLE PHASE FULL WAVE BRIDGE IN A HERMETIC 5-PIN TO-258 (MO-078) PACKAGE

FEATURES:

- NO RECOVERY TIME OR REVERSE RECOVERY LOSSES
- NO TEMPERATURE INFLUENCE ON SWITCHING BEHAVIOR

MAXIMUM RATINGS

ALL RATINGS ARE @ $T_C = 25\text{ }^\circ\text{C}$ UNLESS OTHERWISE SPECIFIED.

RATING	SYMBOL	MAX.	UNITS
PEAK INVERSE VOLTAGE	PIV	1200	Volts
MAXIMUM DC OUTPUT CURRENT PER LEG	I_O	10	Amps
MAXIMUM REPETITIVE FORWARD SURGE CURRENT PER LEG ($t = 8.3\text{ms}$, Sine)	I_{FRM}	50	Amps
MAXIMUM NON-REPETITIVE FORWARD SURGE CURRENT PER LEG ($t = 10\mu\text{s}$, pulse)	I_{FSM}	250	Amps
MAXIMUM POWER DISSIPATION	P_d	80	W
MAXIMUM THERMAL RESISTANCE (Junction to Case)	$R_{\theta JC}$	0.50	$^\circ\text{C/W}$
MAXIMUM OPERATING AND STORAGE TEMPERATURE RANGE	Top, Tstg	-55 to +200	$^\circ\text{C}$

* Note: SiC semiconductors will handle at or above this operating and storage temperature. However, extended operational use of the packaged device above 175C may reduce its future performance. All qualification testing and screening per MIL-PRF-19500 will only be performed to 175C.

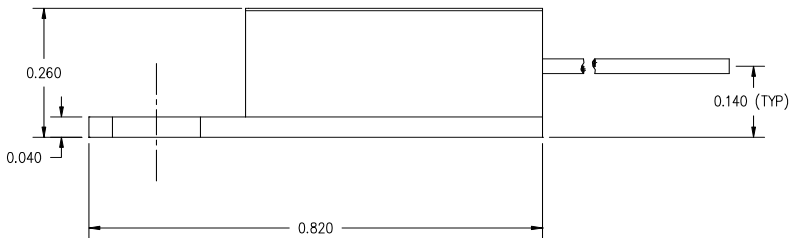
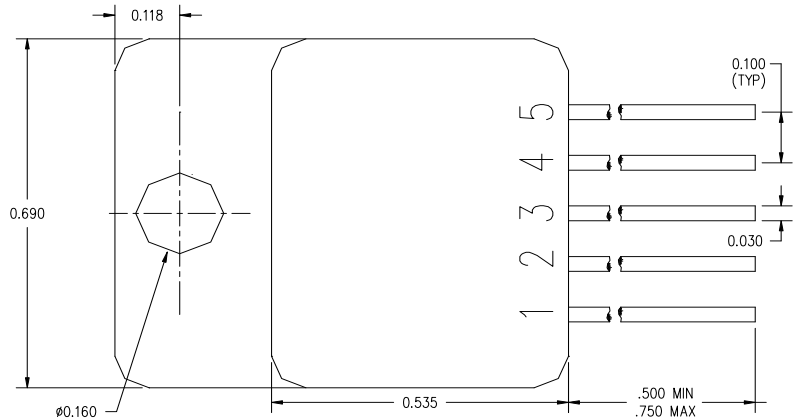
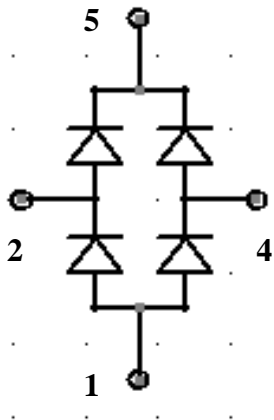
ELECTRICAL CHARACTERISTICS

CHARACTERISTIC	TYP	MAX.	UNITS
MAXIMUM FORWARD VOLTAGE DROP $I_F=10\text{A}$ PER LEG, $T_J=25\text{ }^\circ\text{C}$ $T_J=175\text{ }^\circ\text{C}$	1.60 2.50	1.80 3.00	Volts
MAXIMUM REVERSE CURRENT PIV = 1200V PER LEG, $T_J = 25\text{ }^\circ\text{C}$ $T_J = 175\text{ }^\circ\text{C}$	0.01 0.02	0.20 1.00	mA
MAXIMUM JUNCTION CAPACITANCE PER LEG ($V_r=400\text{V}$) C_T	70		pF
TOTAL CAPACITIVE CHARGE PER LEG ($V_R=1200\text{V}$, $I_F=10\text{A}$, $di/dt=500\text{A}/\mu\text{s}$ and $T_J=25\text{ }^\circ\text{C}$) Q_C	60	N/A	nC

SENSITRON

TECHNICAL DATA, PROVISIONAL DATA ONLY
 DATA SHEET 4289, Rev. B

MECHANICAL DIMENSIONS: In Inches



MO-078

PINOUT TABLE

DEVICE TYPE	PIN 1	PIN 2	PIN 3	PIN 4	PIN 5
SINGLE PHASE FULL WAVE BRIDGE	DC(-)	AC(1)	NC	AC(2)	DC(+)

Application Note: Customers should be aware that at the current stage of technical development of SiC, the reverse avalanche capabilities of the device are limited.

Customer designs will need to accommodate these limitations and avoid exposure of the device to this and other potentially damaging conditions in their applications.

SENSITRON

TECHNICAL DATA, PROVISIONAL DATA ONLY
DATA SHEET 4289, Rev.B

Forward and Reverse Characteristics for Individual Diode

Figure 1. Forward Characteristics

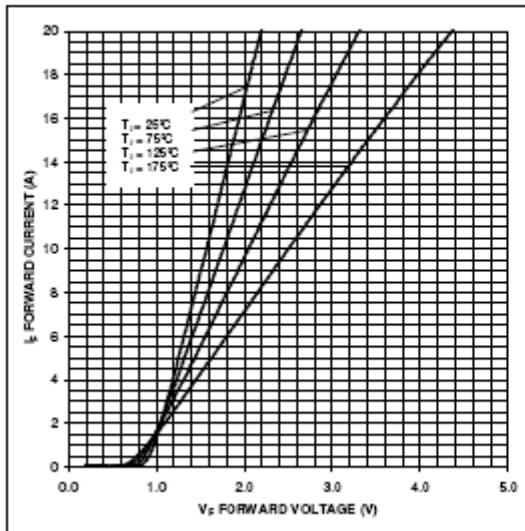
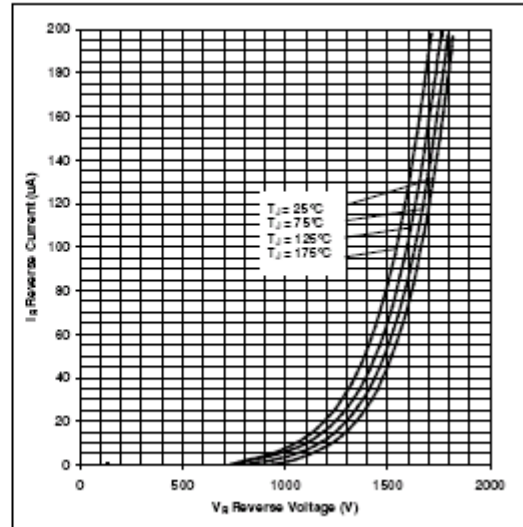


Figure 2. Reverse Characteristics

**DISCLAIMER:**

- 1- The information given herein, including the specifications and dimensions, is subject to change without prior notice to improve product characteristics. Before ordering, purchasers are advised to contact the Sensitron Semiconductor sales department for the latest version of the datasheet(s).
- 2- In cases where extremely high reliability is required (such as use in nuclear power control, aerospace and aviation, traffic equipment, medical equipment, and safety equipment), safety should be ensured by using semiconductor devices that feature assured safety or by means of users' fail-safe precautions or other arrangement.
- 3- In no event shall Sensitron Semiconductor be liable for any damages that may result from an accident or any other cause during operation of the user's units according to the datasheet(s). Sensitron Semiconductor assumes no responsibility for any intellectual property claims or any other problems that may result from applications of information, products or circuits described in the datasheets.
- 4- In no event shall Sensitron Semiconductor be liable for any failure in a semiconductor device or any secondary damage resulting from use at a value exceeding the absolute maximum rating.
- 5- No license is granted by the datasheet(s) under any patents or other rights of any third party or Sensitron Semiconductor.
- 6- The datasheet(s) may not be reproduced or duplicated, in any form, in whole or part, without the expressed written permission of Sensitron Semiconductor.
- 7- The products (technologies) described in the datasheet(s) are not to be provided to any party whose purpose in their application will hinder maintenance of international peace and safety nor are they to be applied to that purpose by their direct purchasers or any third party. When exporting these products (technologies), the necessary procedures are to be taken in accordance with related laws and regulations.