

**TECHNICAL DATA  
DATASHEET 5095, Rev A.1**

AVAILABLE AS

**1N**  
**JAN, JANTX, JANTXV**  
**JANS**  
**JAN EQUIVALENT\***  
**SJ41XX\*, SX41XX\*, SV41XX\***  
**SS41XX\***

## 500mW Zener Voltage Regulator

*Qualified per MIL-PRF-19500/435*

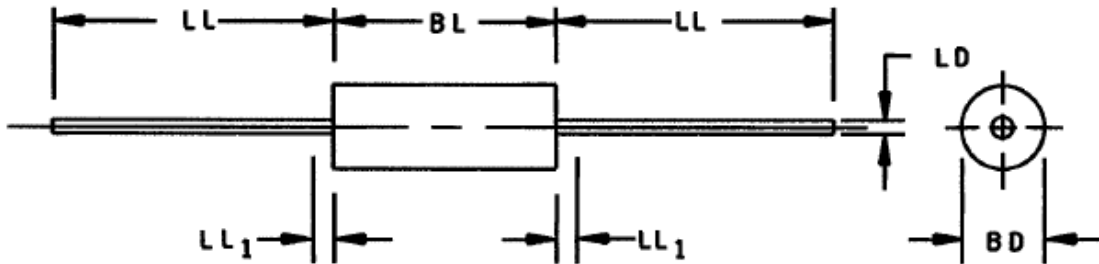
### FEATURES / BENEFITS:

- ✓ Hermetic, non-cavity glass package
- ✓ Sharp zener knee
- ✓ Metallurgically bonded
- ✓ Operating and Storage Temperature: -65°C to +175°C
- ✓ All parts are 100% hot solder dipped
- ✓ JAN/ JANTX/ JANTXV available per MIL-PRF-19500/435

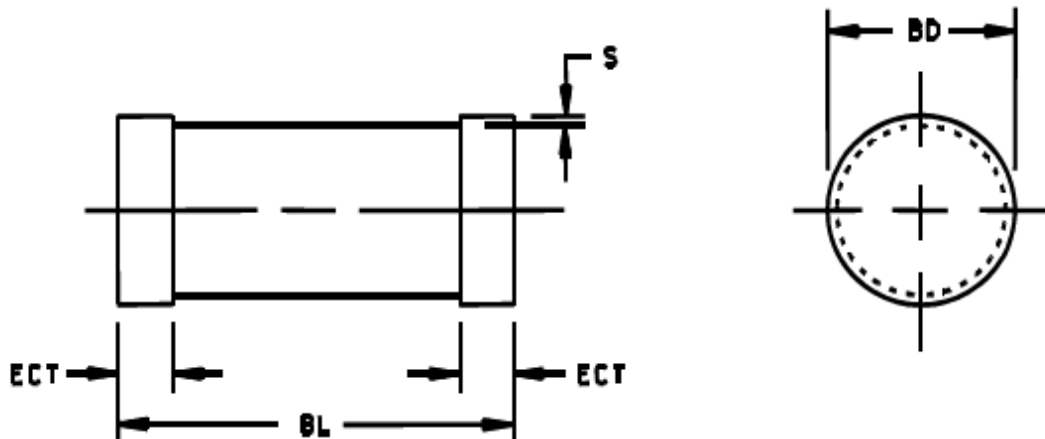
### ELECTRICAL CHARACTERISTICS:

Type Number	Nominal Zener Voltage	Small-Signal Reverse Breakdown Impedance	Max Reverse Leakage Current	Surge Current	Max Zener Current
	V <sub>z</sub> @ I <sub>ZT</sub>	I <sub>r</sub> @ 150C	I <sub>r</sub>	I <sub>zsm</sub>	V <sub>r</sub>
	Volts	µA	µA dc	mA	Volts
1N4099-1/UR-1	6.8	200	1.0	650	5.2
1N4100-1/UR -1	7.5	200	1.0	650	5.7
1N4101-1/UR -1	8.2	200	0.5	650	6.3
1N4102-1/UR -1	8.7	200	0.5	650	6.7
1N4103-1/UR -1	9.1	200	0.5	650	7.0
1N4104-1/UR -1	10	200	0.5	650	7.6
1N4105-1/UR -1	11	200	0.05	590	8.5
1N4106-1/UR -1	12.0	200	0.05	540	9.2
1N4107-1/UR -1	13.0	200	0.05	500	9.9
1N4108-1/UR -1	14.0	200	0.05	464	10.7
1N4109-1/UR -1	15.0	100	0.05	433	11.4
1N4110-1/UR -1	16.0	100	0.05	406	12.2
1N4111-1/UR -1	17.0	100	0.05	382	13.0
1N4112-1/UR -1	18.0	100	0.05	361	13.7
1N4113-1/UR -1	19.0	150	0.05	342	14.5
1N4114-1/UR -1	20.0	150	0.01	325	15.2
1N4115-1/UR -1	22.0	150	0.01	295	16.8
1N4116-1/UR -1	24.0	150	0.01	271	18.3
1N4117-1/UR -1	25.0	150	0.01	260	19.0
1N4118-1/UR -1	27.0	150	0.01	240	20.5
1N4119-1/UR -1	28.0	200	0.01	232	21.3
1N4120-1/UR -1	30.0	200	0.01	216	22.8

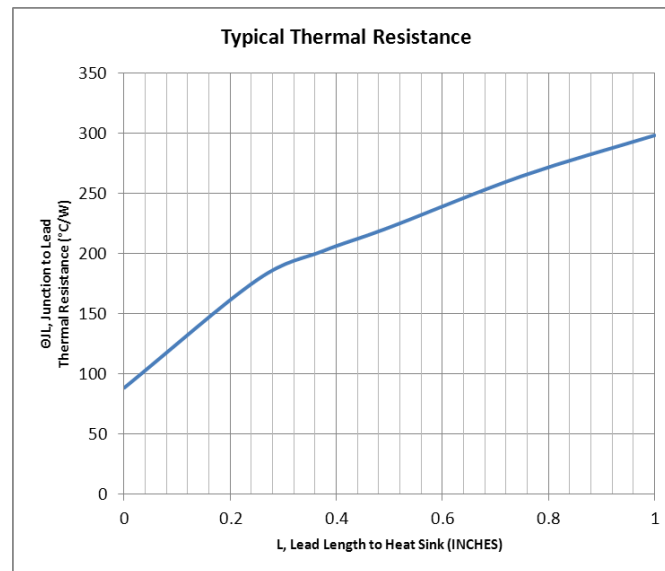
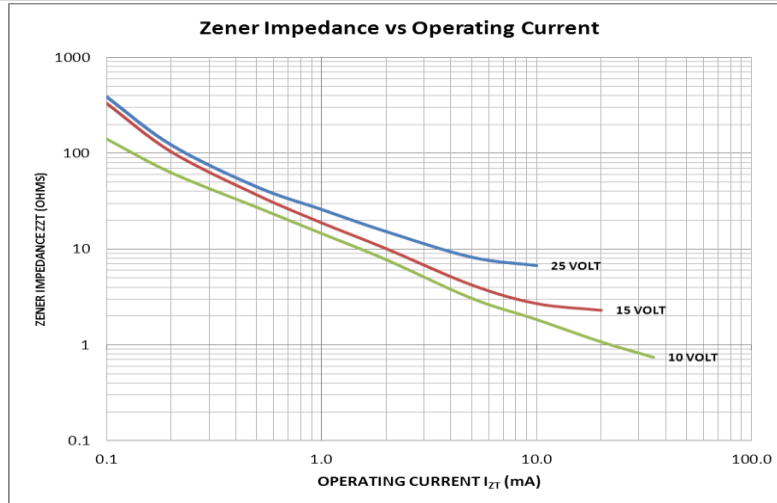
\*Sensitron equivalent diodes are manufactured and screened to MIL-PRF-19500 flow and guidelines starting from wafer fabrication through assembly and testing using our specification 7700-4093.

**SENSITRON  
SEMICONDUCTOR**TECHNICAL DATA  
DATASHEET 5095, Rev A.1**MECHANICAL DIMENSIONS in inches (mm):**

Ltr	Dimensions				Notes
	Inches		Millimeters		
	Min	Max	Min	Max	
BD	.055	.107	1.40	2.72	3
BL	.120	.300	3.05	7.62	3
LD	.018	.022	0.46	0.56	
LL	1.000	1.500	25.40	38.10	
LL1		.050		1.27	4



Symbol	Dimensions			
	Inches		Millimeters	
	Min	Max	Min	Max
BD	.063	.067	1.60	1.70
ECT	.016	.022	0.41	0.56
BL	.130	.146	3.30	3.71
S	.001 min		0.03 min	

**SENSITRON  
SEMICONDUCTOR**TECHNICAL DATA  
DATASHEET 5095, Rev A.1**GRAPHS:****PART ORDERING INFORMATION**

The following part numbers can be screened and tested to the military screening flow. The parts are marked in accordance with the testing performed, example:

Sensitron Screening Level	*Part Number-- Leaded Package (example for 1N4100-1)	Part Number- Surface Mount Package (example for 1N4100-UR-1)
<b>1N</b>	1N4100-1	1N4100UR-1
<b>JAN</b>	JAN1N4100-1	JAN1N4100UR-1
<b>SJ</b>	SJ4100-1	SJ4100UR-1
<b>JANTX</b>	JANTX1N4100-1	JANTX1N4100UR-1
<b>SX</b>	SX4100-1	SX4100UR-1
<b>JANTXV</b>	JANTXV1N4100-1	JANTXV1N4100UR-1
<b>SV</b>	SV4100-1	SV4100UR-1
<b>JANS</b>	JANS1N4100-1	JANS1N4100UR-1
<b>SS</b>	SS4100-1	SS4100UR-1

\*Parts can also be ordered Tape & Reel

**SENSITRON**  
**SEMICONDUCTOR****TECHNICAL DATA**  
**DATASHEET 5095, Rev A.1****DISCLAIMER:**

1- The information given herein, including the specifications and dimensions, is subject to change without prior notice to improve product characteristics. Before ordering, purchasers are advised to contact the Sensitron Semiconductor sales department for the latest version of the datasheet(s).

2- In cases where extremely high reliability is required (such as use in nuclear power control, aerospace and aviation, traffic equipment, medical equipment, and safety equipment), safety should be ensured by using semiconductor devices that feature assured safety or by means of users' fail-safe precautions or other arrangement.

3- In no event shall Sensitron Semiconductor be liable for any damages that may result from an accident or any other cause during operation of the user's units according to the datasheet(s). Sensitron Semiconductor assumes no responsibility for any intellectual property claims or any other problems that may result from applications of information, products or circuits described in the datasheets.

4- In no event shall Sensitron Semiconductor be liable for any failure in a semiconductor device or any secondary damage resulting from use at a value exceeding the absolute maximum rating.

5- No license is granted by the datasheet(s) under any patents or other rights of any third party or Sensitron Semiconductor.

6- The datasheet(s) may not be reproduced or duplicated, in any form, in whole or part, without the expressed written permission of Sensitron Semiconductor.

7- The products (technologies) described in the datasheet(s) are not to be provided to any party whose purpose in their application will hinder maintenance of international peace and safety nor are they to be applied to that purpose by their direct purchasers or any third party. When exporting these products (technologies), the necessary procedures are to be taken in accordance with related laws and regulations.